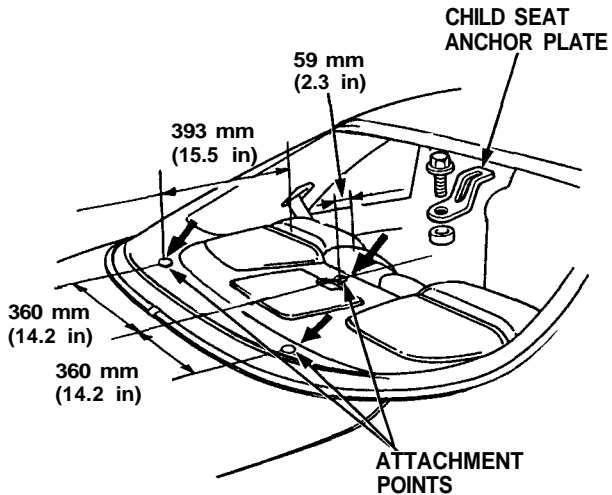


Seat Belts

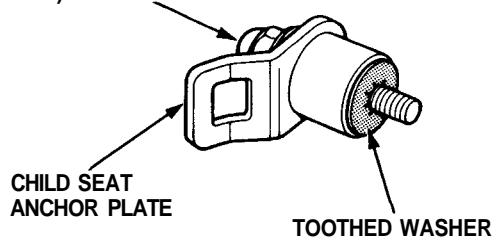
Child Seat Anchor Plate

Attachment points are provided for a rear seat mounted child restraint system which uses a top tether. The attachment points are located on the rear shelf, just behind the rear seat-back.

When using a child seat with a top tether, use a razor blade or sharp knife to carefully cut a 1 inch diameter circle at the location of the attachment point and install the child seat anchor plate securely.



8 x 1.25 mm
22 N·m (2.2 kg-m,
16 lb-ft)



NOTE:

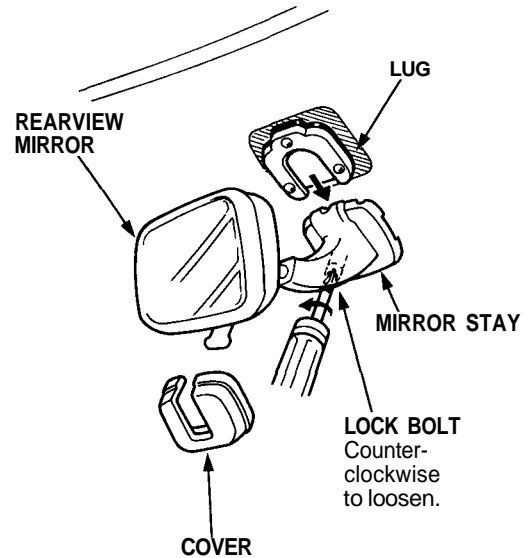
- Do not remove the toothed washer from the child seat anchor plate. Use the child seat anchor plate with the toothed washer attached to it.
- When installing a child seat on the rear seat, follow the instructions of the manufacturer of the child seat.
- Additional anchor plates are available.

⚠ WARNING Do not use the child seat anchor plate for any other purpose; it is designed exclusively for installation of a child seat.

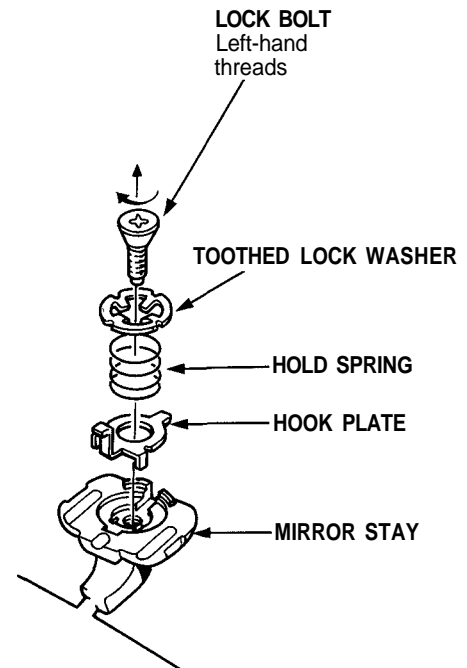
Rearview Mirror

Replacement

1. Carefully remove the cover with a flat tip screwdriver.
2. Loosen the lock bolt, then slide the mirror stay from the lug.



3. Remove the lock bolt, then remove the toothed lock washer and hold spring from the mirror stay.



4. Installation is the reverse of the removal procedure.